

LITTLE FAIRY PUBLIC SCHOOL

CLASS: I (Holiday Homework :2026)

Summer Vacations will commence from 11th May' 26 to 30th June' 26. The school will reopen from 1st July'26 .

Summer Vacation is synonymous with fun and frolic, going for picnics ,visiting Nani house, Dadi house, watching your favourite shows on television, playing for long hours, exploring new places and much more. But, there is a lot more a child can do to make their vacation more interesting and meaningful.

Parents are requested to kindly take their children to visit some of Delhi's notable educational and cultural landmarks such as Bharat Darshan Park, Vasudev Ghat, Waste to Wonder Park ,Pradhan Mantri Sanghralay, Garden of five senses etc . These visits will help children gain a better understanding of their city's heritage, environment, and public spaces while encouraging experiential learning beyond the classroom.Such experiences will also enhance their observational skills, foster awareness about cleanliness and heritage conservation, and develop curiosity about their surroundings.

Let's share some tips to make these holidays a fruitful and happy period for them.

- Help your child inculcate good habits , doing yoga and simple exercises & encourage him / her to greet all elders in the morning.
- Use 4 magical words : PLEASE, SORRY, THANK YOU, EXCUSE ME as the basics of good manners.
- Keep at least half an hour a day for sharing experiences with your child. '
- Encourage your child to speak in English. Fix one hour in a day when you communicate with your child only in English.
- Tell your child different stories regularly and encourage him to describe what he/she would do in a similar situation. Here are few suggested titles which you can read with your child.
a. Hare and the Tortoise b. Emperor's New Clothes c. Thumbelina
- Restrict his or her television watching, confining it to interesting children's programs, cartoon films, Discovery channel etc. '
- Develop self help skills: Let your child dress and feed on his/her own. Make him understand the importance of cleaning his room and putting away toys and belongings after use. '

Note :- Do the following work in the separate notebook. Revise the work done in the class

English

- 1 Do writing in your cursive writing book from pg(7- 22) .
- 2 Write 20 new words (4 and 5 letter words) and make sentences from them.
- 3 Take spell check of 5 words from book (Ch1 to3) daily .

हिन्दी

1. दो ,तीन और चार अक्षरों वाले 30- 30 शब्द लिखिए ।
2. आ और इ की मात्रा वाले 20 शब्द लिखिए ।
3. स्वर (अ से अः) तथा व्यंजन (क से ह) का मौखिक तथा लिखित अभ्यास कीजिए ।
4. किन्ही 5 सब्जियों और 5 फलों के नाम चित्र सहित लिखिए ।

Mathematics

1. Write number name from 1 to 20.
2. Using basic shapes, draw a beautiful scenery/ an animal/ a house on A4 size sheet .
3. Write forward counting from 1-100 twice.
4. Write backward counting from 20-1 twice.
5. Do practice of After number, before number and between from 1- 50.
6. Do pg 16,17,18 & 21 in Semester 1 worksheets book

Environmental studies

1. Learn the information about yourself .
2. Father's Day is on the third Sunday of June (21st June ,2026). So pamper your dad. Make him feel special in every small way. Surprise him by giving him a self made card.

1. Write sh to complete each word . draw a line to match it .



_____irt



di_____



fla_____



bu_____



_____apes



tra_____

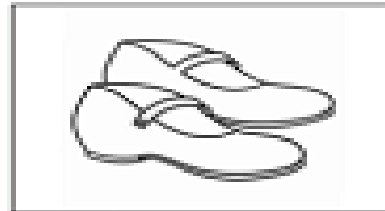
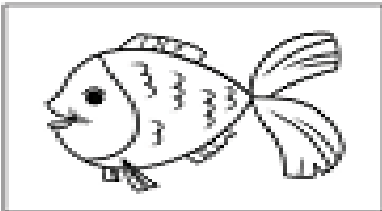


_____op



_____ark

2. Write the correct word in the boxes



shark

fish

crash



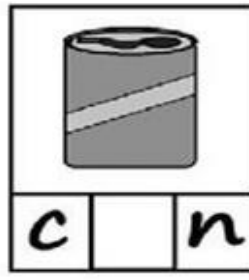
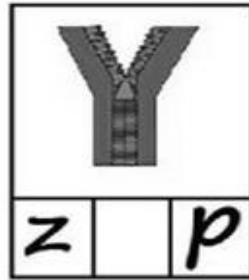

wash

shirt


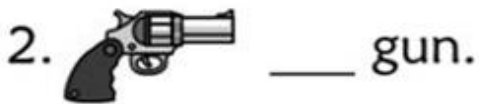
shoes

3. Write the missing letters with vowel sounds










a e i o u




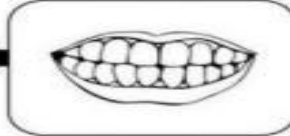




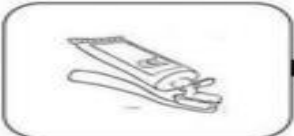



4. Write an or an in the given space



5. Colour the word that matches the picture.

					
cat	cats	boot	boots	worm	worms
					
flower	flowers	cloud	clouds	apple	apples
					
table	tables	grape	grapes	sock	socks

6. Match the healthy habit with the suitable body part

	→	←	
	→	←	
	→	←	
	→	←	
	→	←	

जोड़ कर शब्द पूरे करो-

आ

- समान
- म
- राम
- काश
- ग
- दत



पा

- लक
- लना
- ठशाला
- ठ
- स
- यल

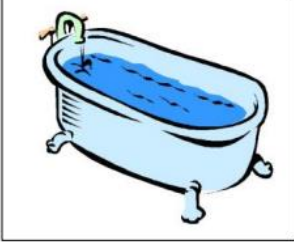
आ की मात्रा लगाकर शब्द पूरे करो और चित्र में रंग भरो।



गड़-गड़, गड़-गड़ ब दल अ य
 ब दल अ य , जल भर ल य ।
 क ल क ल ब दल छ य
 छम-छम, छम-छम जल बरस य ।



3


चित्र पहचानकर नाम लिखें -





Activate Windows
Go to Settings to activate Windows

4

सही मिलते - जुलते शब्दों पर  लगाओ -

कल -	जग	हल	बल
नगर -	मगर	अगर	मटर
चालक -	बालक	सावन	पालक
नाना -	बाला	थाना	खाना
हाथ -	साथ	बात	नाथ

Activate Windows
Go to Settings to activate Windows

5

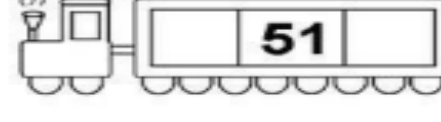
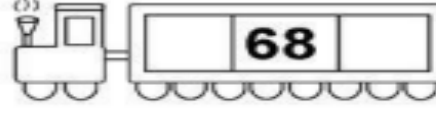
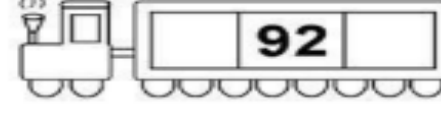




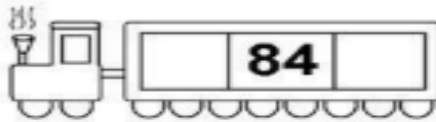
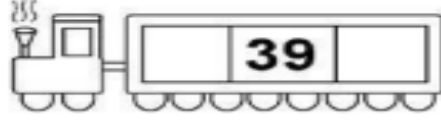
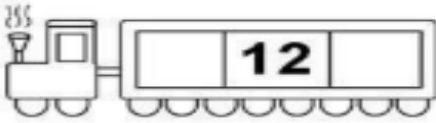
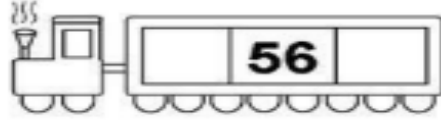
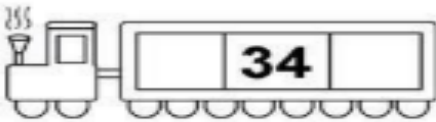
वर्णों और मात्राओं को जोड़कर शब्द लिखिए -

ब + | + द + ल = _____ प + ह + | + ड = _____

ब + | + द + | + म = _____ प + न + घ + ट = _____


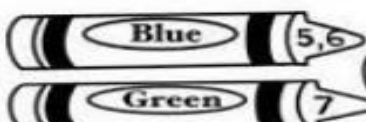
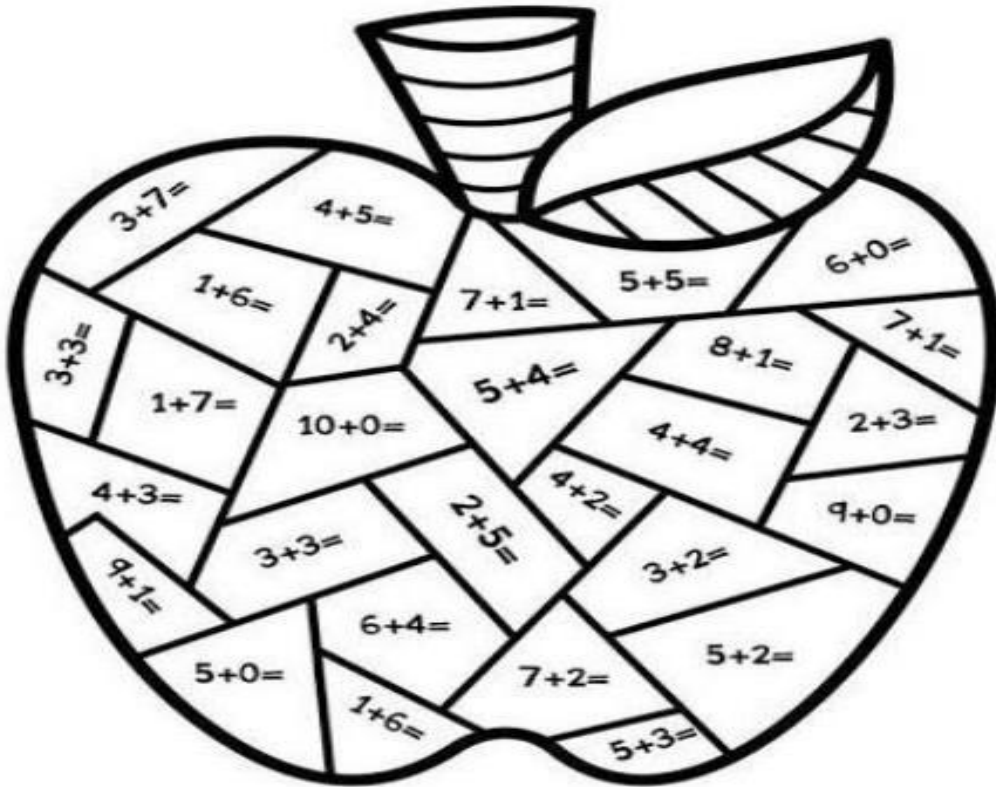
1.

Write the numbers that come before and after.



2.

Color by Addition



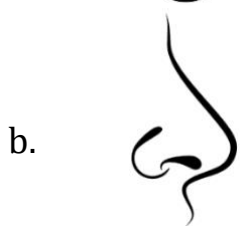
Look at the picture and circle the correct words :-

	brother	dad	mom
	mom	brother	sister
	family	grandma	brother
	grandma	family	dad
	sister	mom	grandma
	dad	sister	family

12 . Match the given sense organs with their functions.



smell



taste




hear



see

13. Healthy foods –colour the healthy foods



beans



fries



strawberry



candy



carrot



cookie



candy cane



soda



fish



broccoli



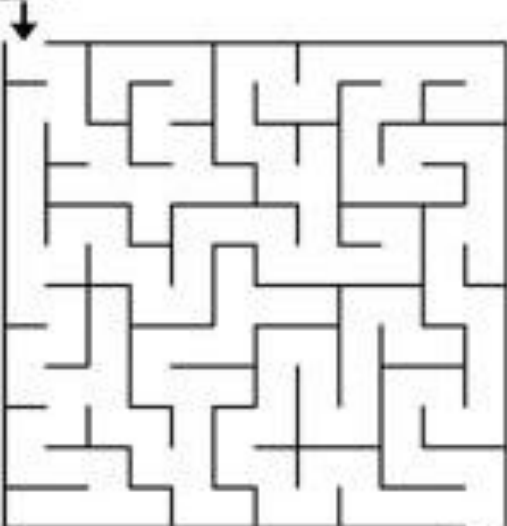
avocado




cake

14

Help Baby Elephants to find their Mother



Help the giraffe find the tree.



15. Match the opposites

heavy  ●

big  ●

empty  ●

hot  ●

happy  ●

day  ●

wet  ●

●  full

●  cold

●  night

●  light

●  dry

●  small

●  sad

Write neatly in the given space

oh or ox do go am

oh or ox do go am

ax as or ad ah so

ax as or ad ah so

Join and write new words

1 **b** → ad, ag, ig

2 **c** → at, am, all

3 **t** → ap, ag, in







bad

Trace the dotted words and write them in the empty boxes below.

if on at of me by

if on at of me by

Colour the correct noun according to the given pictures

<p>person</p> <p>place</p> <p>animal</p> <p>thing</p> 	<p>person</p> <p>place</p> <p>animal</p> <p>thing</p> 	<p>person</p> <p>place</p> <p>animal</p> <p>thing</p> 
<p>person</p> <p>place</p> <p>animal</p> <p>thing</p> 	<p>person</p> <p>place</p> <p>animal</p> <p>thing</p> 	<p>person</p> <p>place</p> <p>animal</p> <p>thing</p> 

Encircle the adjective that describe the following pictures



clean

hot


pretty



hard

yummy


cute



sour

salty


bitter



fast

heavy

beautiful



small

soft

kind



spicy

tiny

cold







Draw the shape to complete the repeating pattern

△	○						
▭	◇	◇					
♥	♥	△					
○	○	☆	☆				
△	□	⬠					
○	△	▭	☆				

Count the shapes given in the picture and write their numbers

□	—
○	—
△	—
▭	—

Circle the correct number of objects in each picture.

 <p>3 2 8 1</p>	 <p>4 3 8 5</p>	 <p>6 1 9 7</p>
 <p>5 9 6 4</p>	 <p>9 2 7 3</p>	 <p>1 4 3 2</p>

Q3. Write the correct symbol ">" , "<" , "=" for each item.

a) 13 _____ 16

(d) 10 _____ 17

(g) 8 _____ 8

b) 12 _____ 9

(e) 20 _____ 19

(h) 4 _____ 6

c) 16 _____ 16

(f) 14 _____ 13

(i) 15 _____ 10

Q2. Look at the pictures and answer the questions by circling the correct picture.

Which is taller?



a)

Which is shorter?








(b)

Which is shorter?



(c)

Circle and color all the living things.



Match the following

